

# PAR-41MAA

## Standard Wired Remote Controller

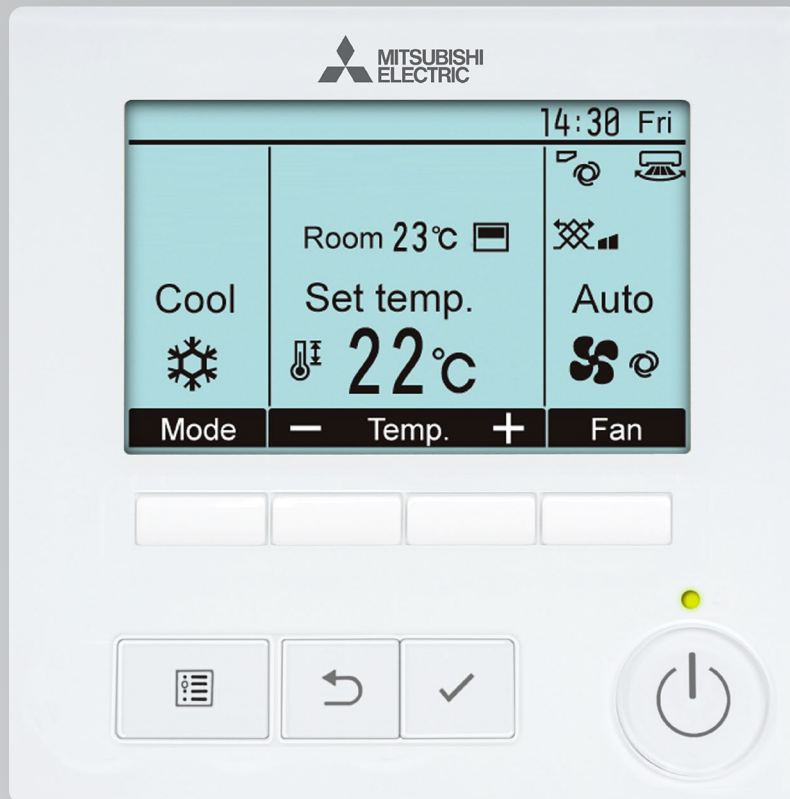
The **PAR-41MAA** standard wired remote controller is used to control Mr Slim and City Multi indoor units.

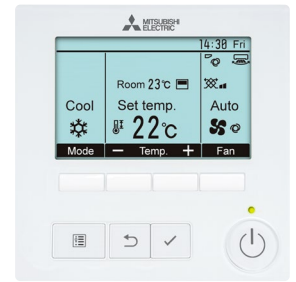
It is also compatible with M Series indoor units via MAC-587IF / MAC-397IF and is our most popular controller due to its user friendly backlit screen.

### Key Features & Benefits:

- Displays model name and serial number\*
- Night set back, scheduling, setpoint limitation
- 0.5°C Set Point adjustment
- Dual Set Point
- Run/Standby for Mr Slim
- Contact number under fault condition
- Smart Defrost
- Daylight saving function
- 14°C cooling
- 2+1 Backup Rotation

\*Compatible only with suitable Mr Slim units.

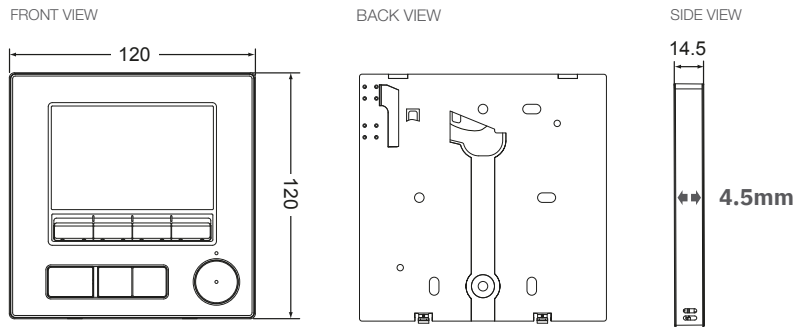





REMOTE CONTROLLER	PAR-41MAA
Description	Standard Wired Remote Controller
Connect to	Indoor
Max Number of Units	16
Compatibility	Mr Slim, City Multi & M Series via MAC-587IF / MAC-397IF
Dimensions (mm) (WxDxH)	20 x 14.5 x 120
Control	On/Off ✓ Mode ✓ (0.5°C) Setpoint ✓ Fan Speed ✓ Air Direction ✓ Permit/Prohibit ✓ Filter Sign ✓
Monitor	On/Off ✓ Mode ✓ (0.5°C) Setpoint ✓ Fan Speed ✓ Air Direction ✓ Permit/Prohibit ✓ Filter Sign ✓ Fault Codes ✓ (0.5°C) Room Temperature ✓
Backlight	✓
Setpoint Limitation	✓
Independent Vane Control	✓
Contact Number under Fault Condition	✓
Scheduling	Weekly
Night Set Back	✓
Button Lock	✓
Easy Maintenance with Mr Slim	✓
Run / Standby with Mr Slim	✓
Silent Mode with Mr Slim	✓
Energy Saving with Mr Slim	✓
3D Total Airflow <sup>*1</sup>	✓
Model Name & Serial Number <sup>*1</sup>	✓
Energy Consumption Monitoring <sup>*1</sup>	✓
2+1 Backup Rotation <sup>*1</sup>	✓
Smart Defrost <sup>*1</sup>	✓
14°C Cooling <sup>*1</sup>	✓

Notes: ✓ = Yes, x = No, - = Not applicable  
\*1 Compatible only with suitable Mr Slim units.

**PAR-41MAA DIMENSIONS** All dimensions (mm)



**PAR-41MAA System Diagram**



Selectable Black Background



**MITSUBISHI ELECTRIC**  
Changes for the Better  
Telephone: 01707 282880  
email: [air.conditioning@meuk.mee.com](mailto:air.conditioning@meuk.mee.com)  
[les.mitsubishielectric.co.uk](http://les.mitsubishielectric.co.uk)

[@meuk\\_les](https://twitter.com/meuk_les) | [in](https://www.linkedin.com/company/mitsubishi-electric-living) Mitsubishi Electric Living | [f](https://www.facebook.com/mitsubishielectricuk) Mitsubishi Electric | [ig](https://www.instagram.com/mitsubishielectricuk_les) mitsubishielectricuk\_les | [yt](https://www.youtube.com/channel/UC...) Mitsubishi Electric Living | [BLOG](https://www.blog.mitsubishielectric.co.uk) thehub.mitsubishielectric.co.uk

**UNITED KINGDOM** Mitsubishi Electric Europe Living Environment Systems Division, Travellers Lane, Hatfield, Hertfordshire, AL10 8XB, England. Telephone: 01707 282880 Fax: 01707 278881  
**IRELAND** Mitsubishi Electric Europe, Westgate Business Park, Ballymount, Dublin 24, Ireland. Telephone: (01) 419 8800 Fax: (01) 419 8890 International code: (003531)

Country of origin: United Kingdom - Japan - Thailand - Malaysia. ©Mitsubishi Electric Europe 2021. Mitsubishi and Mitsubishi Electric are trademarks of Mitsubishi Electric Europe B.V. The company reserves the right to make any variation in technical specification to the equipment described, or to withdraw or replace products without prior notification or public announcement. Mitsubishi Electric is constantly developing and improving its products. All descriptions, illustrations, drawings and specifications in this publication present only general particulars and shall not form part of any contract. All goods are supplied subject to the Company's General Conditions of Sale, a copy of which is available on request. Third-party product and brand names may be trademarks or registered trademarks of their respective owners.

Note: The fuse rating is for guidance only. Please refer to the relevant databook for detailed specification. It is the responsibility of a qualified electrician/electrical engineer to select the correct cable size and fuse rating based on current regulation and site specific conditions. Mitsubishi Electric's air conditioning equipment and heat pump systems contain a fluorinated greenhouse gas, R410A (GWP:2088), R32 (GWP:675), R407C (GWP:1774), R134a (GWP:1430), R513A (GWP:631), R454B (GWP:466), R1234ze (GWP:7) or R1234yf (GWP:4). \*These GWP values are based on Regulation (EU) No 517/2014 from IPCC 4th edition. In case of Regulation (EU) No.626/2011 from IPCC 3rd edition, these are as follows. R410A (GWP:1975), R32 (GWP:550), R407C (GWP:1650) or R134a (GWP:1300).

Effective as of December 2021

